



COPYRIGHT NOTICE

Thank you for purchasing this curriculum series from High Voltage Kids Ministry. All material, both written and recorded, is protected under universal copyright laws. As the purchaser of this product, you are given permission to photocopy necessary materials found in this volume for your workers and volunteers. Please do not photocopy materials for another church to use. Additional volumes of this and other valuable Children's Ministry resources can be ordered online at **www.highvoltagekids.com**



Lessons Written By:	Brian Dollar
Character Skits Written By:	Jack Henry
Family Devotions Written By:	Tim Hill
Small Group Lessons Written By:	Melody Jones
Bible Story Illustrations By:	HVKM Creative Team
Small Group Illustrations By:	Stephone Handy
Lesson Graphics By:	Kindred Creative (http://kindredcanvas.com)

Cast:	
Carlos:	Carlos Albert III
Wiggy Pop:	Brian Dollar
R. Tiste:	Ashton Kohler

Directed By:	Ashton Kohler
Camera Operators:	Aaron Stone, Ashton Kohler, Lacey Miller
Edited By:	Ashton Kohler

Scriptures from the Holy Bible, New Living Translation, ©1996, 2004. Used by permission of Tyndale House Publishers, Inc., Wheaton, Illinois 60189 Unless otherwise noted.

All photos/images used are royalty free images and/or are public domain.
Used by permission.



TABLE OF CONTENTS

Introduction	page 1
The Elements	page 2
How To Use The Lesson Plan Worksheet	page 3
Small Group Experience Explanation	page 4
Lesson 1: “Do You Have A Plan For Me?”	page 5
Lesson 2: “Why Are You Taking So Long?”	page 15
Lesson 3: “Have You Forgotten Me?”	page 25
Lesson 4: “Are You Talking To Me?”	page 35
Lesson 5: “Can I Really Be Free?”	page 45
Lesson 6: “Now What?”	page 55



INTRODUCTION

Welcome to “HEY GOD!” - an exciting, engaging, and deeply meaningful journey through the early life of one of the Bible’s greatest heroes: Moses. In this series, kids will learn that it’s okay to ask God big, bold questions. Because let’s be honest - life can be confusing, especially for kids. They need to know that God isn’t afraid of their honesty. In fact, He welcomes it.

Through these lessons, your kids will walk alongside Moses as he wrestles with feelings of insecurity, confusion, impatience, failure, fear, and more. In each story, Moses cries out to God with some big questions like: “Hey God! Do You Have A Plan For Me?” and “Hey God! Have You Forgotten Me?” These questions are raw, real, and totally relatable. And with every question Moses asks, God shows that He is faithful, patient, and powerful.

This series isn’t about giving kids perfect answers to life’s hardest questions. It’s about helping them learn to bring their questions to a perfect God. We pray that your kids enjoy this series and that their faith is stretched in the process!

For This Generation,

The High Voltage Kids Ministry Team



THE ELEMENTS

The Video Files:

This folder includes “The Spark” Intro Video segments featuring Carlos the PowerVerse Videos featuring “R. Tiste,” and the “Whatchagaddaknow” Videos featuring “Wiggy Pop.” We have included several “Video Bumpers” to be used as transitions to each segment of the service (“Game Time!”, “Offering”, and “Rewind”). These are Quicktime video files that can be copied and placed in PowerPoint or other presentation software.

The Data Files:

This folder contains the Printable Lesson Manual and graphics/artwork you can use to promote this amazing series. Also included are graphic slides that are intended to be used during the lesson. In addition, you will find a “Family Devotion”, “Small Group Experience”, and “Kid Take Home Page” for each lesson.

“The Spark” Intro Video:

This video is to be used toward the beginning of the lesson. It sets up the topic to be discussed during that lesson. It uses humor to grab the kids’ attention, then explains what they will be learning about in the lesson.

Whatchagaddaknow:

This is the main thought you want to get across to the kids during the weekly lessons. It is a simple statement that sums up the entire lesson. There is a “Whatchagaddaknow” Video, in which Wiggy Pop teaches the phrase. Then, use the “Whatchagaddaknow Trigger” Video to surprise the kids throughout the service. Play it many times at random. Each time the kids see Wiggy’s head pop up and ask, “Whatchagaddaknow?” they should stand up on their feet and say the “Whatchagaddaknow” statement for the week.

Game Time!:

A game is provided for each week. Most of them are themed with the lesson being taught that week.

Skit/Drama:

These skits feature “Curi Osity” (you can choose to have her as a puppet or a human character), who interacts with another person (you or any member of your team). Names can be changed for each specific church and situation if you wish. Use the skits in whatever way works best for you.

Bible Story:

A specific Bible Story is included for each week. It is a story that you tell with accompanying graphic illustrations that help bring the story to life. These illustrations can be found in the Bible Story folder.

Call To Action:

Because kids tend to learn best if you combine speaking the truth with visual illustrations, we have written an illustrated sermon to be used each week called the “Call To Action.” Materials are listed, and manuscripts are provided. Each illustrated sermon comes with a graphic slide for each main point.

Rewind!:

This fun game tests the kids’ memory about what they have learned. Play at the end of each week’s lesson.

Family Devotions:

Send these home with the parent of each child as a means for them to reinforce the lesson during the week.

Kid Take Home Pages:

Send these home with the child as a means for them to review the lesson during the week.

HOW TO USE THE LESSON PLAN WORKSHEET

The first page of each lesson includes a lesson plan for the service with a suggested order of service that you may follow. On the second page of each lesson is a list of the materials needed for that entire lesson.

Please note that each lesson worksheet includes “The Spark” Intro Video, “Game Time!”, “Skit/Drama”, “Call To Action”, “Rewind”, and the other lesson segments we provide with the curriculum. Many of the segments included have graphic and video elements that are included in the Data and Video Files folders. There are some segments that require other outside materials that are not included in the curriculum.

“Hey, God!” - LESSON 1
“Do You Have A Plan For Me?”

Main Focus:
God has an amazing plan for every person's life

Power Verse:
“For I know the plans I have for you,” says the LORD. “They are plans for good and not for disaster, to give you a future and a hope.”
- Jeremiah 29:11

Whatchagaddaknow:
“God Has A Wonderful Plan For Me!”

“The Spark” Intro Video
“I Have A Few Questions!”

Whatchagaddaknow Video
Disco Dave teaches “Whatchagaddaknow”

Character Skit
“Curi Osty”

Offering Time

Game Time!
“M&M Mix-Up”

Bible Story
“Moses Is Born”

Power Verse Video
“For I know the plans I have for you,” says the Lord. “They are plans for good and not for disaster, to give you a future and a hope.”
- Jeremiah 29:11

Call To Action
“Do You Have A Plan For Me?”

Rewind!
Review Game

Small Group Experience

LEADER'S INFO

So many people, including children, walk through life aimless and scared. They feel as if they are meant to wander instead of march toward the goal and purpose for their lives.

Often, we ask the question, “God, do you have a plan for me?” Even when we believe that He does, it is not always easy to see it. God has a way of revealing His plan at just the right time and in just the right way. The problem is, we are often not able to trust Him.

In this lesson, the children will learn from the story of Moses as a baby in a basket to see that God can use the most unlikely person and unlikely circumstances to bring about His plan. Even though we may get restless and scared, we can trust God to come through just in time.

Lesson One - “Do You Have A Plan For Me?” **page 5**

“Hey, God!” Lesson 1

“Do You Have A Plan For Me?”

Main Focus:
God has an amazing plan for every person's life

Power Verse:
“For I know the plans I have for you,” says the LORD. “They are plans for good and not for disaster, to give you a future and a hope.”
- Jeremiah 29:11

Whatchagaddaknow:
“God Has A Wonderful Plan For Me!”

Lesson 1 Materials Needed:

“The Spark” Intro Video
- “Lesson 1 - The Spark” Intro Video

Whatchagaddaknow Video
- “Whatchagaddaknow Teaching” Video
- “Whatchagaddaknow Trigger” Video

Character Skit
- “Curi Osty” Theme Graphic/Music

Offering Time
- “Offering Time” Bumper Video

Game Time!
- “Game Time!” Bumper Video
- “M&M Mix-Up” Graphic

Bible Story
- “Moses Is Born” Graphics

Power Verse Video
- “Lesson 1 Power Verse” Video

Call To Action
- “Do You Have A Plan For Me?” Graphics

Rewind!
- “REWIND!” Bumper Video
- “REWIND!” Lesson 1 Graphics

Small Group Experience
- Bible Story Print Piece
- Crayons, Pencils, Or Markers
- Where Do I Belong Game Cards Print Pieces
- Scissors
- Tape
- Jeremiah 29:11 Print Piece

“The Spark” Intro Video
“I Have A Few Questions!”

Whatchagaddaknow Video
Disco Dave teaches “Whatchagaddaknow”

Character Skit
“Curi Osty”

Offering Time

Game Time!
“M&M Mix-Up”

Bible Story
“Moses Is Born”

Power Verse Video
“For I know the plans I have for you,” says the Lord. “They are plans for good and not for disaster, to give you a future and a hope.”
- Jeremiah 29:11

Call To Action
“Do You Have A Plan For Me?”

Rewind!
Review Game

Small Group Experience

Lesson One - “Do You Have A Plan For Me?” **page 6**

The “Small Group Experience”

We have included an entire “Small Group Experience” in this Power Pack. This is an added bonus that you may choose to use to help reinforce the lesson that was learned in the Large Group Kids Church experience. These Small Group Experiences were written for Elementary-age children (kindergarten through 5th grade).

The Small Group Experiences do require some preparation for each group leader. Please read ahead to make sure that any props, tools, etc. are gathered ahead of time. Our suggestion is to divide the children into small groups (2-10 children works best), according to ages.

Each Small Group Experience is designed to last between 20-25 minutes. Feel free to modify any segment to fit your time frame and/or group needs.

It is definitely recommended that you use the Small Group Experience as a supplement to the Large Group Experience. It is meant to reinforce the lesson the children have already learned.

“Hey, God!” - LESSON 1

“Do You Have A Plan For Me?”

Main Focus:

God has an amazing plan for every person's life



Power Verse:

“‘For I know the plans I have for you,’ says the LORD. ‘They are plans for good and not for disaster, to give you a future and a hope.’”
- Jeremiah 29:11



Whatchagaddaknow:

“God Has A Wonderful Plan For Me!”

LEADER'S INFO

So many people, including children, walk through life aimless and scared. They feel as if they are meant to wander instead of march toward the goal and purpose for their lives.

Often, we ask the question, “God, do you have a plan for me?” Even when we believe that He does, it is not always easy to see it. God has a way of revealing His plan at just the right time and in just the right way. The problem is, we are often not able to trust Him.

In this lesson, the children will learn from the story of Moses as a baby in a basket to see that God can use the most unlikely person and unlikely circumstances to bring about His plan. Even though we may get restless and scared, we can trust God to come through just in time.



“The Spark” Intro Video

“I Have A Few Questions!”



Whatchagaddaknow Video

Wiggy Pop teaches “Whatchagaddaknow”



Character Skit

“Curi Osity”



Offering Time



Game Time!

“M&M Mix-Up”



Bible Story

“Moses Is Born”



Power Verse Video

“‘For I know the plans I have for you,’ says the Lord. ‘They are plans for good and not for disaster, to give you a future and a hope.’”

- Jeremiah 29:11



Call To Action

“Do You Have A Plan For Me?”



Rewind!

Review Game



Small Group Experience

Main Focus:

God has an amazing plan for every person's life



Power Verse:

“‘For I know the plans I have for you,’ says the LORD. ‘They are plans for good and not for disaster, to give you a future and a hope.’”
- Jeremiah 29:11



Whatchagaddaknow:

“God Has A Wonderful Plan For Me!”

Lesson 1 Materials Needed:

“The Spark” Intro Video

- “Lesson 1 - The Spark” Intro Video

Whatchagaddaknow Video

- “Whatchagaddaknow Teaching” Video
- “Whatchagaddaknow Trigger” Video

Character Skit

- “Curi Osity” Theme Graphic/Music

Offering Time

- “Offering Time” Bumper Video

Game Time!

- “Game Time!” Bumper Video
- “M&M Mix-Up” Graphic
- Four Regular-Sized Bags Of M&M's
- Eight Disposable Plates
- Four Straws

Bible Story

- “Moses Is Born” Graphics

Power Verse Video

- “Lesson 1 Power Verse” Video

Call To Action

- “Do You Have A Plan For Me?” Graphics
- A Model Car
- A Medium-Sized Basket
- A Pair Of Sunglasses
- A Bike Helmet
- A Can Of Insect Repellent

Rewind!

- “REWIND!” Bumper Video
- “REWIND!” Lesson 1 Graphics

Small Group Experience

- Bible Story Print Piece
- Crayons, Pencils, Or Markers
- Where Do I Belong Game Cards Print Pieces
- Scissors
- Tape
- Jeremiah 29:11 Print Piece

“The Spark” Intro Video

“I Have A Few Questions!”

Whatchagaddaknow Video

Wiggy Pop teaches “Whatchagaddaknow”

Character Skit

“Curi Osity”

Offering Time

Game Time!

“M&M Mix-Up”

Bible Story

“Moses Is Born”

Power Verse Video

“‘For I know the plans I have for you,’ says the Lord. ‘They are plans for good and not for disaster, to give you a future and a hope.’”

- Jeremiah 29:11

Call To Action

“Do You Have A Plan For Me?”

Rewind!

Review Game

Small Group Experience



Introduction to “The Spark” Intro Video

Leader: Hey, kids! Today, we’re kicking off a brand-new series called “Hey God!” In this series, we’re going to be asking God some of the BIGGEST questions people wonder.

Have you ever wanted to ask God a question? If you could ask God ONE question and get the answer right now, what would it be? *(allow kids to respond and share some of their questions)*

Well today, we’re going ALL the way back to the book of Exodus, and we’re going to learn from the life of someone named... Moses! Ever heard of him? *(allow response)* He is one of the most famous people in the Bible. His life didn’t start off easy. In fact, from the very beginning, Moses’ life was in danger!

Let’s check out our video and see if we can learn even more about this...

(play “The Spark - Intro Video Lesson 1”)

Leader: Isn’t it awesome? God’s not afraid of our questions...even the BIG ones. I know there are times when you wonder, “God, do you have a plan for me?” The answer is - “YES!” God’s plan for you is big - just like His plan for Moses was BIG!

Today, you’re going to learn that God has a plan just for YOU! He knows your name, your future, and exactly how to get you where you need to be. Even when life feels crazy or confusing, God is protecting you and placing you right where He wants you.

We are going to learn all about that in our lesson, today. But, before we do that, we need to find out “Whatchagaddaknow.”

(play “Whatchagaddaknow” Teaching Video)



CHARACTER SKIT

Character: “Curi Osity” *(She is an amateur detective who is always on the hunt for her next case! She always carries a magnifying glass and notepad with her to uncover clues and put together the answers she so badly seeks to find.)*

Curi: *(Enters excitedly)* Okay, team! Today, we are on a mission. We need to understand something: Does God really have a plan for our lives? Why would He care about us? I don't know, but I will find out!

Leader: Those are great questions! What's your first clue? Wait - who are you?

Curi: *(Pulling out her notepad)* My name is Curi Osity! It's great to be here. Now, back to the business at hand. I've got tons of questions! I wish there were a book that told me all the answers I was looking for.

Leader: *(Chuckling)* It would be awesome if there were! Instead, we get to explore our questions together!

Curi: Like detectives on a case! Let's dive into Moses' life! If we look at God's plan for him, maybe it could help us understand better! Think about when Moses parted the Red Sea. Why did God lead him there in the first place? Couldn't He have chosen a less splashy way?

Leader: *(Thoughtfully)* That's a good point, Curi. Sometimes, we think things are harder than they should be, but there's a perfect design. We just have to trust God.

Curi: *(Nods, scribbling notes)* Trusting God... That's good! So, it's like when you try to build a tower of blocks. If it falls over, you try again. I always knock them down when I play Jenga! I'm so bad at that game.

Leader: Exactly! And remember, Moses faced a lot of challenges on his journey.

Curi: Why? Because he forgot to check his map? Or maybe the sun was in his eyes?

Leader: *(Laughs)* Those could be valid reasons! But every challenge helped him grow, just like every tough question helps us learn!

Curi: *(Raises an eyebrow)* What if, instead of fearing them, we looked at challenges as opportunities to learn and discover?

Leader: That's wonderful! Sometimes we have to go through tough situations to understand God's plan. When Moses was confused, he kept going. So should we!

Curi: *(Clapping her hands, very excitedly)* Perseverance! I like that! How do we know what God's plan is, though?

(CONTINUED ON NEXT PAGE)



CHARACTER SKIT

(Continued)

Leader: Well, you can ask Him! But sometimes, we just find ourselves in it! If you keep trusting, obeying, and following Him, He will keep you on the path He created for you.

Curi: *(Pausing to think)* So, asking questions is key! And trust is a part of understanding our path.

Leader: Exactly! And remember, you're not alone in this. Sharing your questions with others can also be helpful.

Curi: Right! Teamwork makes the dream work! So, what's our next step?

Leader: We can share these discoveries and help each other understand more about God's plan!

Curi: *(Claps her hands and spins in excitement)* WEEEEEEEEEEEEEE! *(To the kids)* Alright, Curious Club, let's unravel this mystery together! Remember: it's okay to ask tough questions!

Leader: That's right!

Curi: *(Raises her magnifying glass to the audience)* Welcome to the club, everyone! Let's see what we can discover! My name is Curi Osity. If I don't know the answer, I WILL find out! See ya soon!

(EXITS WHILE THEME MUSIC PLAYS)



GAME TIME

“M&M Mix-Up”

Items Needed For Game:

Four regular-sized bags of M&M's (*convenience store size*); Eight disposable plates; Four straws

.....

Preparation:

Choose two boys and two girls to compete in this game.

.....

How To Play:

Give each player a bag of M&M's, a straw, and two plates. When the leader says “Go,” they must open their bag of M&M's and empty the contents onto a plate. They then must move M&M's to their second plate and organize them into piles by color. However, they cannot use their hands. They must transfer the candies by sucking the M&M's to their straw. The first player to transfer and organize all their candies by color wins for their team.



Bible Story

“Moses Is Born”

Materials Needed:

The graphic slides for Lesson 1; begin with the slide that says “Bible Story”; follow the instructions below, changing the slides to follow along with the story (*as shown*)

Preparation:

Familiarize yourself with the story in Exodus 2:1-10; have your open Bible in your hands as you tell the story

The Story:

Today’s Bible Story is found in Exodus chapter 2. This amazing person we are learning about, Moses, had a very difficult beginning to his life. Moses was born in a very terrible time. His people, the Hebrews (also known as the Israelites), were slaves in the country of Egypt. The ruler of Egypt, known as Pharaoh, was not a nice man. In fact, Pharaoh was worried that there were getting to be too many Hebrews in the land of Egypt, so he made a rule! (*show pic*) “I want all Hebrew baby boys KILLED!”



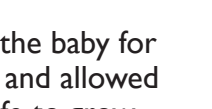
Wow! This was very mean! He ordered his soldiers to kill every single Hebrew baby boy that was born. There was a baby boy born to a Hebrew woman. It was Moses. His mother did not want him to die, so she decided to hide him. That worked for a while, but soon he was just too big to hide. (*show pic*) So, Moses’ mom made a small basket and placed the baby in it. She put the basket in the Nile River, hoping it would keep the baby safe. Moses’ older sister hid in the distance to watch and see what would happen to him.



The basket floated down the Nile River and into the place where Pharaoh’s daughter, the princess of Egypt, was washing in the river. (*show pic*) Pharaoh’s daughter saw the basket, opened it up, and discovered the baby inside. She was touched by the sweet cry of the baby boy and decided she wanted to keep the baby as her own son.



(*show pic*) Suddenly, Moses’ sister ran up and told Pharaoh’s daughter, “My mom will take care of the baby for you!” Pharaoh’s daughter thought this was a great idea. So, she gave baby Moses to the little girl and allowed her to take the baby. Soon, (*show pic*) Moses was back in the arms of his mother. He was now safe to grow and live. After a few years, his mother took Moses to Pharaoh’s palace to live.



WOW! When Moses was first born, you would have thought his life was already over. But, God had a plan for him. Even though it wasn’t obvious to see, God used some crazy circumstances and crazy situations to bring about His plan for Moses.

In your lesson today, you are going to learn that God has a plan for your life as well. God will use whatever He needs to use to make sure that HIS plan never fails!



Call To Action

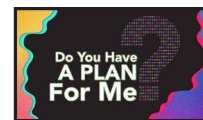
“Do You Have A Plan For Me?”

Materials Needed:

The “Call To Action” graphics; a model car (*or other item with lots of pieces and an instruction sheet*); a medium-sized basket (*usually found at Hobby Lobby or other craft store*); a pair of sunglasses; a bike helmet; a can of insect repellent

Preparation:

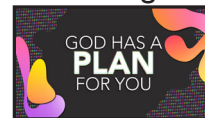
Begin with the slide titled, “Do You Have A Plan For Me?”



The Message: (*title slide*)

We talked earlier about how all of us have wanted to ask God a question. After all, God knows everything! He created everything! He could answer any question we ever asked Him. He could answer “How many hairs are on my head?”, “How does a caterpillar become a butterfly?”, and “How many licks does it take to get to the Tootsie Roll center of a Tootsie Pop?”

There are probably a lot of questions you would like to ask God. One question that a lot of people ask Him all the time is, “God, do you have a plan for me?” You see, so many people feel like their lives are meaningless and unimportant. They want to know if their life has any meaning or purpose to it. Well, guess what?



God Has A Plan For You (*slide*)

Our PowerVerse says it clearly, “‘For I know the plans I have for you,’ says the LORD. ‘They are plans for good and not for disaster, to give you a future and a hope.’” That’s God talking to you and me. He says, “Of course I have a plan for you.” Maybe you wonder why you really need to be concerned with God’s plan for your life.

(*hold up the model car, demonstrate how many pieces are involved*) It’s kind of like this model. As you can see, there are hundreds of pieces involved in putting this together. Now, you have two choices. You can either try to look at all these pieces and try your best to figure it out yourself OR you can read the instructions and follow them in order to put the model together. Now, which way do you think will be faster? (*allow response*) Of course! Trying to figure it all out by yourself is silly when you have the plans that were given by the one who created the model, right?

That’s the same with you and I. We don’t need to try to figure out our lives by ourselves. We need to go to

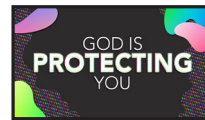
(CONTINUED ON NEXT PAGE)



Call To Action *(Continued)*

THE instruction book written by the one who created us (*hold up a Bible*). God’s plan for us is revealed in the Bible. He has plans for each one of our lives. We have to trust Him and follow His instructions.

Maybe you are thinking, “But, what if bad things happen to me like I get sick or something? Can God protect me?” Here’s some great news...



God Is Protecting You *(slide)*

(*hold up the sunglasses*) What do we use sunglasses for? (*to protect our eyes from sunlight*) (*hold up the insect repellent*) What do we use bug spray for? (*to protect us from insects*) (*hold up the bike helmet*) What do we use bike helmets for? (*to protect our heads when riding a bike*) If we can put our trust in a helmet, sunglasses, or bug spray to protect us from those things - how much more can we put our trust in God to protect us from the bad things that come along in this life?

God protected Moses as a baby (*hold up the basket*) in a basket. God protected him from the alligators and snakes that were lurking in the Nile River. He also protected Moses from being killed by Pharaoh’s soldiers. If God can protect Moses from those things, you can definitely trust God to protect you from sickness, disease, and harm in this life. We also learn one more important thing from this story of Moses...



God Is Placing You Right Where He Wants You *(slide)*

God made sure that Moses was in that tiny basket in the middle of the river right at the perfect time for Pharaoh’s daughter to find him. Do you think his mom knew that was going to happen when she put him in the basket. Probably not! But, God did. God guided Moses’ life through some crazy circumstances and used some crazy things (like a basket) to protect and place Moses right where he needed to be. It didn’t make sense at the time, but once God was done - it made perfect sense.

Sometimes, we go through some difficult things. Family trouble, sickness, bullies, school problems - all of these things can seem to be impossible to survive. But, God is protecting you and placing you exactly where He wants you. You have to trust His plan for your life. He will never leave you or forsake you. Trust Him! He will protect you just like He did Moses! You will never regret it!

ALTAR RESPONSE: *(play soft music)*

Pray for the children to put their trust in God’s plan for their lives. Allow God to speak to them and remind them that they mean so much to Him. He has a plan for them. He will protect them. He will use circumstances and situations that may seem impossible in order to position and place them right where He needs them in order for His plan to unfold.



REWIND!

Materials Needed:

“REWIND!” Lesson 1 Graphics; “REWIND!” Bumper Video

Preparation:

Play the “REWIND!” Bumper Video; Begin with the slide titled “REWIND!”; there is a slide for each question

1. Whatchagaddaknow today?

Answer: “God Has A Wonderful Plan For Me!”

2. What person from the Bible are we learning from in this series?

Answer: Moses

3. What did Pharaoh order to be done with the Hebrew baby boys?

Answer: They Had To Be Killed

4. What did Moses’ mom place him in before she placed him in the Nile River?

Answer: A Basket

5. Who ended up finding Moses in the basket?

Answer: Pharaoh’s Daughter

6. Who did Pharaoh’s daughter choose to be Moses’ caregiver?

Answer: Moses’ Mom

7. According to our lesson today, “God Has A _____ For You.”

Answer: Plan

8. According to our lesson today, “God Is _____ You.”

Answer: Protecting

9. According to our lesson today, “God Is Placing You Right Where He _____ You.”

Answer: Wants

10. Where was our Power Verse found?

Answer: Jeremiah 29:11

“Hey, God!” - LESSON 2

“Why Are You Taking So Long?”

Main Focus:

We must trust God's timing.



Power Verse:

“Be still in the presence of the Lord,
and wait patiently for him to act.”
- Psalm 37:7



Whatchagaddaknow:

“I Will Trust God's Timing And Not
Jump Ahead!”

LEADER'S INFO

Waiting is hard. We live in an instant society of quick and easy results. We don't like to wait. We want what we want and we want it now!

At times, we can get impatient. Especially when it comes to God's plan for our lives. We have a tendency to get tired of waiting on God's timing, so we end up jumping the gun and messing things up for ourselves. Ultimately, we may even delay God's plan because of our impatience.

Moses made this mistake. God's plan was for him to be the deliverer of the Hebrews from slavery, but he got ahead of that plan and killed the Egyptian.

In this lesson, the children will learn the importance of trusting God's timing. It's not easy to wait, but it is always worth it to wait on God.



“The Spark” Intro Video

“I'm Tired Of Waiting!”



Whatchagaddaknow Video

Wiggy Pop teaches “Whatchagaddaknow”



Character Skit

“Curi Osity”



Offering Time



Game Time!

“How Long Did It Take?”



Bible Story

“Moses Kills An Egyptian”



Power Verse Video

“Be still in the presence of the Lord, and wait
patiently for him to act.”

- Psalm 37:7



Call To Action

“Why Are You Taking So Long?”



Rewind!

Review Game



Small Group Experience

Main Focus:

We must trust God's timing.



Power Verse:

“Be still in the presence of the Lord,
and wait patiently for him to act.”
- Psalm 37:7



Whatchagaddaknow:

“I Will Trust God's Timing And Not
Jump Ahead!”

Lesson 2 Materials Needed:

“The Spark” Intro Video

- “Lesson 2 - The Spark” Intro Video

Whatchagaddaknow Video

- “Whatchagaddaknow Teaching” Video
- “Whatchagaddaknow Trigger” Video

Character Skit

- “Curi Osity” Theme Graphic/Music

Offering Time

- “Offering Time” Bumper Video

Game Time!

- “Game Time!” Bumper Video
- “How Long Did It Take?” Graphics

Bible Story

- “Moses Kills An Egyptian” Graphics

Power Verse Video

- “Lesson 2 Power Verse” Video

Call To Action

- “Why Are You Taking So Long?” Graphics
- A Small Microwave Oven
- A Crock Pot

Rewind!

- “REWIND!” Bumper Video
- “REWIND!” Lesson 2 Graphics

Small Group Experience

- Power Verse Print Piece
- Envelopes
- Trust God's Timing Print Piece
- Pencils, Crayons, Or Markers

“The Spark” Intro Video

“I’m Tired Of Waiting!”

Whatchagaddaknow Video

Wiggy Pop teaches “Whatchagaddaknow”

Character Skit

“Curi Osity”

Offering Time

Game Time!

“How Long Did It Take?”

Bible Story

“Moses Kills An Egyptian”

Power Verse Video

“Be still in the presence of the Lord, and wait
patiently for him to act.”

- Psalm 37:7

Call To Action

“Why Are You Taking So Long?”

Rewind!

Review Game

Small Group Experience



Introduction to “The Spark” Intro Video

Leader: Hey, kids! Welcome back to our awesome series called “Hey God!” We’ve been asking some BIG questions that kids ask God all the time.

Last time, we learned that God has an amazing plan for our lives—even when we don’t fully understand it yet. But let me ask you a question:

Have you ever had to wait for something... and it felt like FOREVER? Maybe you were waiting for your birthday, a fun vacation, or even just for your pizza to be ready! You kept asking, “Is it time yet? Is it time yet?” And it felt like it was taking SOOOO LONG! Do you know what I am talking about? *(let kids respond)*

Well, sometimes we feel the same way when it comes to God. To help you know what I mean, let’s check out this video...

(play “The Spark - Intro Video Lesson 2”)

Leader: Waiting is definitely a hard thing to do! But you aren’t the only person who has ever had to learn to wait on God. Moses learned the hard way that trying to get ahead of God’s timing doesn’t turn out very well.

Today you’re going to learn what happens when we get impatient and try to do things our way instead of God’s way. But you don’t have to worry—God is never late. He’s always right on time.

We are going to learn all about that in our lesson, today. But, before we do that, we need to find out “Whatchagaddaknow.”

(play “Whatchagaddaknow” Teaching Video)



CHARACTER SKIT

Character: “Curi Osity” *(She is an amateur detective who is always on the hunt for her next case! She always carries a magnifying glass and notepad with her to uncover clues and put together the answers she so badly seeks to find.)*

Curi: *(Enters on her phone)* Listen, no! I cannot wait for that. I said no! I need this ASAP. If you can supply this for me, then I will have to move to another company. What? You're the only company that sells these? Just get them here pronto! I need this! Whatever! Goodbye!

Leader: Hello, Curi Osity. Welcome back, I think. What was that all about? Sounds like you have reached the end of your patience with someone.

Curi: Well, no... Ok, yes! YES! Ok? YES! I ordered a certain product I really needed from Amazon. You know that company?

Leader: Um, yes. I believe everyone knows about Amazon.

Curi: What I ordered should have been here yesterday! But nooooooooo! It was delayed. I don't know what's going on, but I will find out!

Leader: Yeah, that happens sometimes.

Curi: Oh, I know that. It's just that I needed this thing already.

Leader: What is this thing that you need so bad?

Curi: Nothing really. Just a thing.

Leader: Oh, really? Come on now. You were just freaking out because it's late.

Curi: I'm not very good at waiting. I need it when I need it, and I want it when I want it.

Leader: Curi, what is this thing you need soo badly?

Curi: Well, if you must know...

Leader: Yes?

Curi: It's bacon bandages! Ok?

Leader: What? *(Laughing)* Bacon bandages?

(CONTINUED ON NEXT PAGE)



CHARACTER SKIT

(Continued)

Curi: Yes! They are designed to look just like a piece of crispy bacon. Also, if you scratch it, it smells like bacon!

Leader: Wow! I see why you are upset. I would want those, too! I love bacon!

Curi: Exactly! But... I may have gotten a little carried away on the phone. My patience level is not the best.

Leader: Funny you should say that today!

Curi: I don't think it's funny. It's a bad problem.

Leader: I don't really mean it's funny... I mean, it's a funny coincidence.

Curi: Oh, I see. Why is that?

Leader: Because we are learning all about waiting on God in our lesson today. Most of us don't make a high score when it comes to “waiting.” If you think about it, we have to wait for almost everything!

Curi: Tell me about it! I want things now! Like “poof!” There it is! I really want my bacon strip band aids.

Leader: You are certainly a strange character, Curi! However, we must still be patient. We need to trust in God's plan and His design. He knows what's best.

Curi: I get that. I think I will call back and apologize to the poor guy I just yelled at on the phone. He did not deserve that.

Leader: That's good, Curi! I'm sure he will appreciate that.

Curi: You're right. I'd better go now. I am going to sit on my porch and wait for my delivery! My name is Curi Ocity. If I don't know the answer, I WILL find out! See ya soon!

(EXITS WHILE THEME MUSIC PLAYS)



GAME TIME

“How Long Did It Take?”

Items Needed For Game:

“How Long Did It Take?” Graphics

.....


Preparation:

Choose three boys and three boys to participate in this game.

.....

How To Play:

You will take turns asking the teams questions about how long certain things took in the Bible. The teams can work together to answer the questions. The team that answers the most questions right wins!



Bible Story

“Moses Kills An Egyptian”

Materials Needed:

The graphic slides for Lesson 2; begin with the slide that says “Bible Story”; follow the instructions below, changing the slides to follow along with the story (*as shown*)

Preparation:

Familiarize yourself with the story in Exodus 2:11-15; have your open Bible in your hands as you tell the story

The Story:

Today’s Bible Story is found in Exodus chapter 2. You might remember when we left Moses in our last Bible Story, he had been adopted by Pharaoh’s daughter. Moses grew up in the palace as Pharaoh’s grandson. He enjoyed all of the privileges and perks of palace life. But, Moses had been taught by his real mother. He knew that he was really a Hebrew and that God had a plan for his life.



Moses was out walking one day. (*show pic*) He came upon an Egyptian soldier beating a Hebrew slave. The Egyptians were always treating the Hebrews terribly. After all, the Hebrews were slaves in Egypt. Moses had no doubt seen scenes like this many times growing up, but this time it was different.



Moses got very angry and decided to do something. He probably thought this was just not fair that God’s people would be slaves like this. They didn’t deserve to be treated this way. So, Moses took things into his own hands. He looked around, saw nobody was watching, (*show pic*) then grabbed the Egyptian soldier, struck him, and killed him. Then, Moses hid the Egyptian’s body in the sand.



Moses thought he had gotten away with it. The next day, he went out walking again. This time he came upon two Hebrew slaves fighting and arguing with one another. Moses stopped them and said, “Why are you fighting with your brother like this? You are both Hebrews! You should not be fighting like this.”

(*show pic*) One of the Hebrews turned to Moses and said, “Why? Are you gonna kill me like you did that Egyptian soldier?” Moses couldn’t believe it! How did this slave know what he had done? If this slave knew, then it wouldn’t be long before Pharaoh found out! Moses knew this would spell certain trouble for him.

Sure enough, Pharaoh did find out what Moses had done. Pharaoh tried to kill Moses. (*show pic*) But, Moses escaped by running off into the desert. And, it was there in the desert that Moses would stay for many years. He had taken things into his own hands and caused a lot of trouble for himself.

In your lesson today, you are going to learn that it never pays to get ahead of God’s plan. We must always be patient and wait for God’s perfect timing. When we take things into our own hands, it never goes well.



Call To Action

“Why Are You Taking So Long?”

Materials Needed:

The “Why Are You Taking So Long?” graphics; a small microwave oven; a crock pot

Preparation:

Begin with the slide titled, “Why Are You Taking So Long?”



The Message: *(title slide)*

(Bring the microwave oven up) How many of you love microwave popcorn? *(Allow response)* You put it in, press a few buttons, and BAM! Three minutes later, you’ve got fluffy, buttery goodness! We love microwaves because they cook our food super fast. We don’t have to wait a long time to enjoy it.

But what if you tried to cook a Thanksgiving turkey in a microwave? *(pause for reaction)* Yeah, that wouldn’t go so well. The outside might look done, but the inside? Yuck. Raw turkey for dinner? No thanks!

(Hold up the crock pot) Now, check this out: a crockpot takes hours and hours cooking things slowly and steadily all day long. You wait...and wait...and wait some more. But when it’s ready - WOW! It’s perfect. Tender. Juicy. Worth the wait!

Sometimes, God’s plan is more like a crockpot than a microwave. Rather than everything happening super fast and right when we want it, we often have to wait for God’s timing. But - waiting on God’s timing can be hard, especially when you feel ready right now. But today, we’re learning: when we rush ahead of God, we mess things up.

Have you ever prayed for something and had to WAIT for it to happen? *(share a personal story about how you had to wait a while on an answer to prayer)* Has God ever promised you something, but then you had to WAIT a while for it to happen? Waiting on God is hard. It’s hard for us, and it was hard for Moses.

In our Bible Story today, we learned how Moses got tired of waiting on God to set the Hebrews free from slavery. Certainly, it was God’s desire and plan to set the Hebrews free, but Moses felt like it should happen NOW! Instead of waiting on God to unveil His plan in His timing, Moses took things in to his own hands. That didn’t go well. He ended up killing an Egyptian, getting in trouble, then running for his life.

When I get impatient and decide to take things into my own hands instead of trusting God...

(CONTINUED ON NEXT PAGE)



Call To Action *(Continued)*

I Pay A High Price *(slide)*



Moses paid a high price for his impatience. He ended up having to run for his life in order to escape being killed by Pharaoh. Moses ran into the desert and stayed there for many years. He was no longer a member of the royal family. He now lived in the wilderness. He had nothing. He paid a high price for taking things into his own hands instead of being patient and waiting on God.

It's the same way with you and me. When we decide our way is better instead of trusting God's plan, we end up paying a high price, too. I must learn to be patient. Otherwise, not only do I pay a high price...

I Hurt Others *(slide)*



Moses wasn't the only person who was hurt as a result of his actions. The Hebrew people remained in captivity for many years longer because Moses decided he wanted to take things into his own hands. Can you imagine if Moses had been patient and eventually became Pharaoh? He would have had the power to declare the Hebrews totally FREE!

Instead, he got impatient and killed the Egyptian soldier. He not only caused pain for himself, but he caused the entire Hebrew nation to suffer. It's that way with you and me. When I get in a hurry and make bad decisions, instead of trusting God's timing, I end up hurting ourselves and causing pain for those around me as well. And...

I Make God's Plan Take Longer *(slide)*



You see, God still had a plan to set the Hebrews free, and that plan still included Moses. It's just that Moses' actions caused God's plan to take many more years than was necessary. It's that way with you and me, too. Perhaps you have gotten ahead of God's plan for your life and you thought your way was better. You didn't want to wait, so you made a huge mistake. Now, you - and maybe even others - are suffering because of your mistake. I have good news for you! You might have delayed God's plan, but you didn't destroy it. God still has a plan for your life. He can forgive you and help you get back on the right track.

ALTAR RESPONSE: *(play soft music)*

Pray for the children who feel that they have made the mistake of not trusting God's plan for their lives. Perhaps they have made some huge mistakes, like Moses, and they know they have delayed God's plan. Pray with them in a prayer of repentance. Pray that they will be patient, trusting that God's plan is always the best plan. Waiting is never easy, but it is always worth it!



REWIND!

Materials Needed:

“REWIND!” Lesson 2 Graphics; “REWIND!” Bumper Video

Preparation:

Play the “REWIND!” Bumper Video; Begin with the slide titled “REWIND!”; there is a slide for each question

1. Whatchagaddaknow today?

Answer: “I Will Trust God’s Timing And Not Jump Ahead!”

2. What did Moses see that made him angry?

Answer: An Egyptian Soldier Beating A Hebrew Slave

3. What did Moses do to the soldier?

Answer: Killed Him

4. Did Pharaoh find out what Moses did?

Answer: Yes

5. Where did Moses run?

Answer: Into The Desert

6. According to our lesson today, when I take things into my own hands, “I Pay A _____.”

Answer: High Price

7. According to our lesson today, when I take things into my own hands, “I _____ Others.”

Answer: Hurt

8. According to our lesson today, when I take things into my own hands, “I Make God’s _____ Take Longer.”

Answer: Plan

9. If I make a mistake, is God’s plan for my life over?

Answer: No

10. Where was our Power Verse found?

Answer: Psalm 37:7

“Hey, God!” - LESSON 3

“Have You Forgotten Me?”

Main Focus:

God never forgets you and knows exactly what you're going through!



Power Verse:

“...For God has said, ‘I will never fail you. I will never abandon you.’”

- Hebrews 13:5



Whatchagaddaknow:

“God Will Never Forget Me!”

LEADER’S INFO

Loneliness is a difficult thing to deal with. Many children sometimes feel like they are all alone in life - no friends, no family, nobody. It is very difficult to handle life's lonely times.

It is even worse when you feel that even God has abandoned and forgotten you. At times, due to our own actions, we get off the path that God has for us. During this time, it can seem that God is silent. It may even seem like He isn't even there.

In this lesson, the children will learn through the story of Moses and the burning bush. They will learn that God is always there. He never forgets or abandons them. In fact, He will reveal Himself to them right there in the “wilderness” if they will allow Him.



“The Spark” Intro Video

“Did You Forget?”



Whatchagaddaknow Video

Wiggy Pop teaches “Whatchagaddaknow”



Character Skit

“Curi Osity”



Offering Time



Game Time!

“Do You Remember?”



Bible Story

“Moses & The Burning Bush”



Power Verse Video

“...For God has said, ‘I will never fail you. I will never abandon you.’”

- Hebrews 13:5



Call To Action

“Have You Forgotten Me?”



Rewind!

Review Game



Small Group Experience

Main Focus:

God never forgets you and knows exactly what you're going through!



Power Verse:

“...For God has said, ‘I will never fail you. I will never abandon you.’”

- Hebrews 13:5



Whatchagaddaknow:

“God Will Never Forget Me!”

Lesson 3 Materials Needed:

“The Spark” Intro Video

- “Lesson 3 - The Spark” Intro Video

Whatchagaddaknow Video

- “Whatchagaddaknow Teaching” Video
- “Whatchagaddaknow Trigger” Video

Character Skit

- “Curi Osity” Theme Graphic/Music

Offering Time

- “Offering Time” Bumper Video

Game Time!

- “Game Time!” Bumper Video
- “Do You Remember?” Graphic
- 8-10 Random Items
- A Table

Bible Story

- “Moses & The Burning Bush” Graphics

Power Verse Video

- “Lesson 3 Power Verse” Video

Call To Action

- “Have You Forgotten Me?” Graphics
- A Cell Phone
- A Crisp Dollar Bill

Rewind!

- “REWIND!” Bumper Video
- “REWIND!” Lesson 3 Graphics

Small Group Experience

- Bible Story Print Piece
- Construction Paper
- Crayons, Markers, Or Pencils
- Scissors
- Tape
- Other Various Craft Supplies
- Memory Match Cards Print Piece
- Hebrews 13:5 Print Piece

“The Spark” Intro Video

“Did You Forget?”

Whatchagaddaknow Video

Wiggy Pop teaches “Whatchagaddaknow”

Character Skit

“Curi Osity”

Offering Time

Game Time!

“Do You Remember?”

Bible Story

“Moses & The Burning Bush”

Power Verse Video

“...For God has said, ‘I will never fail you. I will never abandon you.’”

- Hebrews 13:5

Call To Action

“Have You Forgotten Me?”

Rewind!

Review Game

Small Group Experience



Introduction to “The Spark” Intro Video

Leader: Hey, kids! Welcome back to our awesome series called “Hey God!” We’ve been asking some BIG questions that kids ask God all the time.

Let me ask you something—have you ever felt left out or forgotten?

- * Maybe you didn’t get invited to a birthday party...
- * Or maybe your mom or dad got stuck at work and couldn’t pick you up on time...
- * Or maybe you prayed and prayed about something—and it seemed like God wasn’t answering.

When something like that happens, it hurts, doesn’t it? (*allow response*) Well, we are going to learn how to deal with those types of situations in our lesson, today. To find out more, let’s check out this video...

(play “The Spark - Intro Video Lesson 3”)

Leader: If you’ve ever felt like God has forgotten you, you’re not alone. Moses felt the same way. He had once been a prince in Egypt... but now? He is out in the desert, watching sheep, day after day after day. No palace. No special mission. Just sand... and silence.

But here’s the truth—God never forgets us. And today, you’re going to see how God showed up in the middle of nowhere to remind Moses of that very thing.

But, first we need to find out “Whatchagaddaknow.”

(play “Whatchagaddaknow” Teaching Video)



CHARACTER SKIT

Character: “Curi Osity” *(She is an amateur detective who is always on the hunt for her next case! She always carries a magnifying glass and notepad with her to uncover clues and put together the answers she so badly seeks to find.)*

Curi: *(Enters with her magnifying glass up, wandering around)* Do you ever feel lost? I mean, like, really lost.

Leader: Hi, Curi Osity. Why do you ask a question like that? Do you think you are lost? Have you lost something? Do you need us to help you look? What have you lost?

Curi: I don't know, but I will find out. I mean, no, I have not lost an item per se. Or maybe I have. I guess what I'm trying to say is I don't know where I am!

Leader: Well, that's easy. You are right here! See? *(Hold her hand in front of her face)* Here you are! Right here with us. Does everyone see Curi? *(Allow kids to respond)*

Curi: No, no, no! I know I'm here, and I know you're here. I just don't know where I am supposed to be.

Leader: Did you get your schedule mixed up? We are glad you are here and all, but if you are supposed to be somewhere else, then...

Curi: You are not listening to me! I'm talking about life! Sometimes, I feel useless. Oh my! Did I just say that?

Leader: Ohhhhhh! I see what you mean now. Wow! That's a tough one.

Curi: Tell me about it. I just feel stuck, like I am spinning my wheels, which can be fun in a car, but not in life. Are we supposed to have a purpose? Do we just go through life never really knowing what we are supposed to do?

Leader: Those are some serious questions, Curi, and I'm glad you're asking them. Lots of people feel this way – adults and kids included.

Curi: Kids can feel this way? Whoa! That's worth investigating!

Leader: Sure, they can. It's easy to feel this way because of the world we live in. People tell us who we should be, what we should do, and it can be very confusing! But there is something very important that we need to do.

Curi: *(Puts her magnifying glass up to her ear)* I'm listening...

Leader: *(Staring at her)* What are you doing?

(CONTINUED ON NEXT PAGE)



CHARACTER SKIT

(Continued)

Curi: I'm investigating with my ear, ok? Just talk!

Leader: We have to make sure that we listen to God! He has our whole lives planned out, and it's a perfect plan! Even when we feel like we don't have a purpose anymore, God still has something special for each one of us!

Curi: But how do we know what that is?

Leader: You have to spend time with God to hear from Him! Praying, reading the Bible, and even serving others are great ways to spend time with God and find out the plan He has for you.

Curi: But what if I somehow messed up that plan without even knowing it? I'm not always perfect, you know. I have sinned before... so is God's plan ruined?

Leader: Never! He will never forget about you, leave you behind, or change his mind about you! God loves you, and He still wants to use you to do big things!

Curi: Wow! That's so cool!

Leader: Right?! God does incredible things with His people, even those who have made big mistakes.

Curi: WHEW! That's a relief! Anywho, I need to go. I'm off to ask God about my purpose! My name is Curi Osity. If I don't know the answer, I WILL find out! See ya soon!

(EXITS WHILE THEME MUSIC PLAYS)



GAME TIME

“Do You Remember?”

Items Needed For Game:

8-10 random items, a table

.....

Preparation:

Choose an equal number of boys and girls to play this game. Have around 5 items set up in the play area on and around the table for the “base” setup.

.....

How To Play:

Choose a team to go first. Have that team study the setup of a table for 15 seconds, paying close attention to where each item is placed. Once their time is up, have the entire team turn around with their backs to the table. While they are turned around, move, swap, remove, or adjust a few items on and around the table. When the changes are complete, have the team turn back around and attempt to return everything the way it was. They will earn one point for each item they place back in its original position. After scoring their round, make sure the table is reset to its original setup before allowing the next team to play. Continue this process until all teams have had a turn. You may play up to three rounds, increasing the difficulty each time by adjusting more items or even adding new ones to the base setup. At the end of the game, the team with the most points wins!



Bible Story

“Moses & The Burning Bush”

Materials Needed:

The graphic slides for Lesson 3; begin with the slide that says “Bible Story”; follow the instructions below, changing the slides to follow along with the story (*as shown*)

Preparation:

Familiarize yourself with the story in Exodus 3:1-7; have your open Bible in your hands as you tell the story

The Story:

Today’s Bible Story is found in Exodus chapter 3. You might remember when we left Moses in our last Bible Story, he had made a terrible mistake. He had gotten impatient with God’s plan and decided to take things into his own hands. He killed an Egyptian, got in trouble with Pharaoh, and ran for his life into the desert.



Many years passed. Moses grew older. He married a woman from the tribe of Midian. He started a family and began to work as a shepherd, taking care of his father-in-law’s flocks. One day, he was out in the fields taking care of his flocks of sheep. He was minding his own business, probably thinking this was just going to be another one of those boring days in the field. Well, he was wrong. Moses looked in the distance (*show pic*) only to see what looked like a bush that was on fire. Moses wasn’t sure why, but it seemed like the bush was on fire, but not ever burning up. He decided to have a closer look.



(*show pic*) When Moses got close, a voice came out of the bush saying, “Moses! Moses! Take off your sandals, you are standing on holy ground.” Who do you think this was speaking to Moses? That’s right! It was God. (*show pic*) So, Moses took his sandals off and bowed down with his face toward the ground. He knew that he was in the presence of God. But, how? How could God be in the middle of the wilderness? Surely God had forgotten all about him since he was so far away from his home, especially since he had sinned and messed up so badly.



But, God had not forgotten Moses. Not at all. He knew exactly where Moses was the whole time. God was waiting until His timing was right. (*show pic*) God spoke from the burning bush. He said to Moses, “I have seen the suffering of my people in Egypt. I am sending you to lead them to freedom.” Remember, the nation of Israel had been held captive as slaves in Egypt for over 400 years. God was calling Moses to go and lead the people into freedom. Isn’t that amazing? God had not forgotten Moses. He still had a plan for Moses’ life.

Although sometimes it may seem as if we are all alone and God has forgotten all about us. The truth is, we are always on God’s mind. His plan for us isn’t destroyed simply because we mess up. In your lesson today, you are going to learn that God never forgets or abandons us.



Call To Action


“Have You Forgotten Me?”

Materials Needed:

The “Call To Action” graphics; a cell phone; a nice, crisp dollar bill

Preparation:

Begin with the slide titled, “Have You Forgotten Me?”



The Message: *(title slide)*

(Walk on stage holding a phone, looking at it and checking it repeatedly. Pace a little, sigh, look at the screen again.) Sorry, everyone! My friend was supposed to call me like five minutes ago. I don’t know why they haven’t called. I wonder if they forgot about me? Have you ever been waiting for someone to call or text you back? Maybe you asked a friend to come over and you kept checking your front door every two minutes... but nothing. Or maybe you texted your mom at work and thought, “Why hasn’t she answered yet? Did she forget about me?” Anything like that ever happen to you? *(allow kids to respond.)*

That’s a terrible feeling, isn’t it? You start to wonder... “Did they forget me?” “Do they even care?” *(pause to look at the phone one last time, then put it away)* Sometimes, it can feel that way with God. You pray. You wait. And wait. And it feels like... nothing. You start to wonder: “Hey God... have You forgotten me?”

Well guess what? That’s exactly how Moses probably felt after being out in the wilderness for YEARS—far away from where he thought he was supposed to be. Through Moses’ experience, we learn some really important things about moments when we think, “God, have you forgotten me?”

The first lesson we learn is...



God Knows Right Where I Am *(slide)*

Although it can sometimes feel like it, God doesn’t forget you. Even when you are the one who messed up and sinned, God never leaves you or abandons you. He knows right where you are. He knew where Moses was. Even though Moses was out in the middle of the wilderness, God showed up right where he was. He spoke directly to Moses. He even called Moses by name.

It’s so easy for you to think God has forgotten You. You may have sinned and wandered far away from God. But, God knows right where you are. And...

(CONTINUED ON NEXT PAGE)



Call To Action *(Continued)*

God Can Meet Me Anywhere



It doesn't matter how far away you've wandered from God or His plan for your life. God can meet you right where you are - anywhere! When we think God has forgotten all about us, it can start to feel just like Moses in the wilderness. He was along way off from where he started - in the palace of Pharaoh. But, when God met him there in the wilderness, everything changed.

God said, "Take off your shoes, Moses. The place you are standing is holy ground." That means that when God showed up, the place became holy and special. Moses began to worship God because he realized that God was holy and deserved his worship. When God shows up in your life, that's exactly what you should do as well - worship Him. Wherever God is - that is a holy place.

After Moses worshipped, God revealed to Moses that He had not forgotten about his people in Egypt. He had a plan to set them free. Guess who God planned to use to set the people free? *(allow response)* That's right! Moses!! That means that even when I fail, even when I mess up, even when it seems like all is lost...

God Still Has A Plan For My Life *(slide)*



God didn't change His mind about using Moses to set God's people free. And, He doesn't change His mind about you and me either. Our actions may delay God's plan for our lives, but it doesn't CANCEL God's plan for our lives.

(hold up a nice crisp dollar bill) How much is this worth? \$1, right? *(crumple it up in a ball)* How much is it worth now? *(allow response)* Still \$1, that's right! *(now step on it, throw it around, make it all ratted out and messy)* OK, now how much is it worth? *(allow response)* STILL \$1! The value never changed!

That's like you and me in God's eyes. Even if you've messed up and sinned - your value hasn't changed to God. He still has a plan for you! If you confess your sin to Him, He will forgive you and get you back on the right path. Moses thought he had ruined everything. But God said: "I still want to use YOU to free My people."

And God says the same thing to you today: "I STILL have a plan for your life." No mistake is too big for God's grace. Even though it may feel like God has forgotten you, God still has a plan for your life. Don't give up! Don't quit! God hasn't forgotten you, and He STILL has a plan for your life.

ALTAR RESPONSE: *(play soft music)*

Pray for the children who feel that God has forgotten them. Pray that they will feel God's sweet presence in their lives today. End the time with worship, recognizing that God's presence is here - even in a wilderness time of our lives.



Materials Needed:

“REWIND!” Lesson 3 Graphics; “REWIND!” Bumper Video

Preparation:

Play the “REWIND!” Bumper Video; Begin with the slide titled “REWIND!”; there is a slide for each question

1. Whatchagaddaknow today?

Answer: “God Will Never Forget Me!”

2. What did Moses see while he was watching his flocks?

Answer: A Burning Bush

3. Who spoke from out of the bush?

Answer: God

4. Why did God tell Moses to take off his shoes?

Answer: He Was On Holy Ground

5. Did the bush burn up completely?

Answer: No

6. According to our lesson today, “God Knows Right _____ I Am.”

Answer: Where

7. According to our lesson today, “God Can _____ Me Anywhere.”

Answer: Meet

8. According to our lesson today, “God STILL Has A _____ For Me.”

Answer: Plan

9. Did God forget about His suffering people in Egypt?

Answer: No

10. Where was our Power Verse found?

Answer: Hebrews 13:5

“Hey, God!” - LESSON 4

“Are You Talking To Me?”

Main Focus:

We must not make excuses, just obey.



Power Verse:

“For God is working in you, giving you the desire and the power to do what pleases him.”

- Philippians 2:13



Whatchagaddaknow:

“I Won’t Make Excuses - I Will Obey!”

LEADER’S INFO

When God speaks to us and gives us an important assignment, it can feel exciting—but also scary! Sometimes, fear and feelings of not being “good enough” sneak in. We start making excuses.

When we make excuses, it usually means one thing: deep down, we just don’t want to obey. But guess what? Our excuses don’t work with God.

As we look at the rest of the story of Moses and the burning bush, we’ll learn an important lesson: excuses don’t stop God’s plans! For every excuse Moses gave, God had the perfect answer: “I will be with you.”

And when God is with us—who can stand against us? No matter how big the assignment or how small we feel, we can trust that God’s presence gives us everything we need to follow His call.



“The Spark” Intro Video

“I Don’t Think I Can Do It!”



Whatchagaddaknow Video

Wiggy Pop teaches “Whatchagaddaknow”



Character Skit

“Curi Osity”



Offering Time



Game Time!

“What Did You Say?”



Bible Story

“Moses Gives Excuses”



Power Verse Video

“For God is working in you, giving you the desire and the power to do what pleases him.”

- Philippians 2:13



Call To Action

“Are You Talking To Me?”



Rewind!

Review Game



Small Group Experience

Main Focus:

We must not make excuses, just obey.



Power Verse:

“For God is working in you, giving you the desire and the power to do what pleases him.”

- Philippians 2:13



Whatchagaddaknow:

“I Won’t Make Excuses - I Will Obey!”

Lesson 4 Materials Needed:

“The Spark” Intro Video

- “Lesson 4 - The Spark” Intro Video

Whatchagaddaknow Video

- “Whatchagaddaknow Teaching” Video
- “Whatchagaddaknow Trigger” Video

Character Skit

- “Curi Osity” Theme Graphic/Music

Offering Time

- “Offering Time” Bumper Video

Game Time!

- “Game Time!” Bumper Video
- “What Did You Say?” Graphic

Bible Story

- “Moses Gives Excuses” Graphics

Power Verse Video

- “Lesson 4 Power Verse” Video

Call To Action

- “Are You Talking To Me?” Graphics
- A Small Hand-Held Mirror

Rewind!

- “REWIND!” Bumper Video
- “REWIND!” Lesson 4 Graphics

Small Group Experience

- Excuses Print Piece
- Styrofoam Or Plastic Cups
- Cotton Balls
- Straws
- Tape
- Small Pieces Of Paper
- Pencils, Crayons, Or Markers
- Trash Can

“The Spark” Intro Video

“I Don’t Think I Can Do It!”

Whatchagaddaknow Video

Wiggy Pop teaches “Whatchagaddaknow”

Character Skit

“Curi Osity”

Offering Time

Game Time!

“What Did You Say?”

Bible Story

“Moses Gives Excuses”

Power Verse Video

“For God is working in you, giving you the desire and the power to do what pleases him.”

- Philippians 2:13

Call To Action

“Are You Talking To Me?”

Rewind!

Review Game

Small Group Experience



Introduction to “The Spark” Intro Video

Leader: Hey, kids! Welcome back to our awesome series called “Hey God!” We’ve been asking some BIG questions that kids ask God all the time.

Let me ask you something—have you ever felt like you weren’t good enough to do something? Maybe you wanted to try out for a sports team, but you thought, “I’m not fast enough.” Or maybe your teacher asked for volunteers, and you thought, “I’ll mess it up.” Or maybe you saw someone who needed a friend, but you thought, “I’m too shy.” Has that ever happened to you? *(allow response)*

When those moments happen, it can feel scary, can’t it? *(allow response)* Sometimes we start coming up with all kinds of excuses to get out of doing something.

To find out more of what I’m talking about, let’s check out this video...

(play “The Spark - Intro Video Lesson 4”)

Leader: If you’ve ever felt like you couldn’t do something important, you’re not alone. Moses felt the same way! When God gave him a big assignment, Moses had plenty of excuses.

Today, you’ll see how God helped Moses—and how He can help YOU, too!

We are going to learn all about that in our lesson, today. But, before we do that, we need to find out “Whatchagaddaknow.”

(play “Whatchagaddaknow” Teaching Video)



CHARACTER SKIT

Character: “**Curi Osity**” *(She is an amateur detective who is always on the hunt for her next case! She always carries a magnifying glass and notepad with her to uncover clues and put together the answers she so badly seeks to find.)*

Curi: *(Enters panting)* Hey! Guess what! I found a mystery!

Leader: What is it, Curi Osity?

Curi: I don't know, but I will find out! Okay, so... why do people say we need to listen to God?

Leader: Well, God speaks to us through His Word. It's all about listening and obeying.

Curi: *(Tilting her head)* But... what if I have to clean my room first?

Leader: *(Chuckling)* Cleaning your room is part of obeying, Curi.

Curi: But it's pretty messy in there... It may take me a loooooooooong time. I'd need a magnifying glass just to find my socks!

Leader: *(Laughs)* You might also find treasures you've lost!

Curi: *(Holding her magnifying glass)* Like my pet dinosaur!

Leader: Curi, there is no way you have a pet dinosaur.

Curi: SHHHHH! Don't let him hear you say that. He could have followed me in here. *(Looks for dino)* But back to God! What if I want to play instead of pray?

Leader: Well, playing is fun, but prayer helps us connect with God. It's important that we spend time with Him, too, not just play with our toys or video games.

Curi: *(Thinking hard)* Hmm, so I can't use my “I'm too busy with detective work” excuse forever?

Leader: Exactly! God wants us to listen and learn, not make excuses for spending time with Him.

Curi: Okay... but reading is boring sometimes! How am I supposed to read the Bible and obey Him if I'm so bored?

(CONTINUED ON NEXT PAGE)



CHARACTER SKIT

(Continued)

Leader: *(Teasingly)* It's only boring if you don't use your imagination! What if your turn the words turn into a fun adventure?

Curi: Like a treasure hunt?

Leader: Yes! And the treasure is wisdom from God.

Curi: *(Holding up her magnifying glass)* Aha! So, when I read the Bible, I'm actually a treasure-seeking detective! That sounds super cool!

Leader: Exactly! You can discover how to listen to God and what He wants you to do.

Curi: *(Enthusiastically)* And stop making excuses!

Leader: *(Smiling)* Right! Especiall ones about dinosaurs.

Curi: *(Looking through the magnifying glass in the Leader's face)* I bet my dino is in my room somewhere! I better go look for it. I am Curi Osity... Keep asking questions and stay curious! BYE!

(EXITS WHILE THEME MUSIC PLAYS)



GAME TIME

“What Did You Say?”

Items Needed For Game:

None

.....

Preparation:

Choose an equal number of boys and girls to compete against each other.

.....

How To Play:

This game is played very similarly to the classic game of “Telephone.” The players will all stand in a line with their team. You will whisper a statement in the ear of the first player in the line. They should then pass it down the line, whispering it quietly so the other players can’t hear.

Once the last person in the line has heard the statement, they will say it out loud. Compare that to the original statement to see how close each team got. The team that is able to repeat the statement closest to the original is the winning team!



Bible Story

“Moses Gives Excuses”

Materials Needed:

The graphic slides for Lesson 4; begin with the slide that says “Bible Story”; follow the instructions below, changing the slides to follow along with the story (*as shown*)

Preparation:

Familiarize yourself with the story in Exodus 3:8-4:17; have your open Bible in your hands as you tell the story

The Story:

Today’s Bible Story is found in Exodus chapters 3 & 4. When we last left Moses, he had just had an amazing encounter with God. The Lord appeared to him in the wilderness and spoke to him through a bush that was burning, but did not burn up. (*show pic*) God told Moses that He wanted to use him to set the Israelites free from slavery in Egypt.

You would think that Moses would be excited about this, right? After all, Moses had been angry about the Israelites being slaves in Egypt. That’s why he killed that Egyptian soldier and ended up running for his life from Pharaoh. But, that’s not at all how Moses reacted.

(*show pic*) Moses said to God, “Who am I to speak to Pharaoh?” In other words, “I’m a nobody, God. Pharaoh won’t listen to me!” God answered, “I will be with you.” That didn’t seem to convince Moses. Moses responded, “What if they ask me what God’s name is?” God said, (*show pic*) “Tell them I AM sent you.” That means that God doesn’t need to tell His name - HE IS God just because HE IS.

Moses STILL had questions. “What if they don’t believe me?” God understood that the Egyptians and Israelites would need convincing. So, God said, “I will help you perform miracles to convince them.” Then, God showed Moses some incredible miracles. (*show pic*) God told Moses to throw his staff on the ground, and when he did, it turned into a snake! When Moses picked it back up, it turned right back into a staff. This was God proving that His power would go with Moses wherever he went. But even after this, Moses still had excuses.

“I can’t speak very well!” We don’t know if maybe Moses had a stuttering problem or something like that. But, we know he didn’t think he had what it took to speak to Pharaoh and tell him to let God’s people go free. So, God said, “I will speak through you.” Finally, Moses revealed the truth. The fact is, he just didn’t want to obey God on this one. So, Moses said, “Lord, please ask someone else to do it!”

God was not happy with this response. He commanded Moses, (*show pic*) “Take your staff and GO! I will be with you!” God didn’t accept Moses’ excuses, and He won’t accept ours. We must drop our excuses and just obey God. That’s what you are going to learn about today.





Call To Action

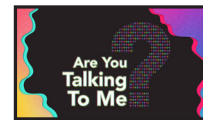
“Are You Talking To Me?”

Materials Needed:

The “Call To Action” graphics; a small hand-held mirror

Preparation:

Begin with the slide titled, “Are You Talking To Me?”



The Message: *(title slide)*

Excuses, Excuses, Excuses! We are so good at making them. When we don’t get our chores done, we say, “I didn’t have time!” When we didn’t bring home something from school, we say, “I forgot!” When we get into an argument with our brother or sister, we say, “They started it!” It almost seems like we have an excuse for everything.

Moses had a lot of excuses for why he just couldn’t go speak to Pharaoh and demand that he let God’s people go. He used several excuses that WE often use as well. Sometimes we don’t want to obey when God asks us to do something. Whether God is calling us to tell others about Jesus, serve on a ministry team at church, or to give money in an offering for missionaries, we often make some of the same excuses that Moses made...

Excuse #1 - Who Am I? (low self-esteem) *(slide)*



When God told Moses to go tell Pharaoh to let the Israelites go, Moses said, “Who am I to talk to Pharaoh?” Sometimes we struggle with low self-esteem, too. We think, “Who am I to serve in ministry?” “Who am I to tell others about Jesus?” “Who am I to be a leader among my friends?”

Low self-esteem is a difficult thing. *(hold up the mirror)* People look in the mirror and they just don’t like what they see. They think they are a nobody. But, God says, “I will be with you!” That’s what He said to Moses, and that is what He says to us. If you struggle with self-esteem, don’t say, “Who am I?” Instead say, “I KNOW who I am - a child of God!”

Another excuse that we sometimes make...

Excuse #2 - Who Are You? (doubt in God) *(slide)*



When the first excuse didn’t work, Moses said, “What if they ask me the name of God? Who are you anyway?” There was something deep inside of Moses that doubted that God was who He said He was. Sometimes we are that way, too. We doubt that God really has the power that He says He has and can do what He says He can.

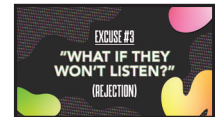
(CONTINUED ON NEXT PAGE)



Call To Action (Continued)

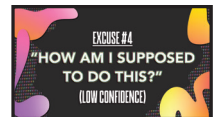
God told Moses, “I am who I am!” In other words, “I am God. Don’t doubt me. I AM!” We don’t need to doubt God. He IS God. He IS powerful. He IS amazing! Another excuse that we sometimes make...

Excuse #3 - What If I Am Rejected? (rejection) (slide)



Moses told God, “What if they won’t listen to me? What if they say, ‘God never really appeared to you.’” In other words, “What if they reject me and don’t want to listen?” I think that is something many of us are afraid of. None of us want to be rejected or made fun of. But, God turned Moses’ rod into a snake and told him to use that as a sign to show the Israelites. But, Moses wasn’t done making excuses...

Excuse #4 - How Am I Supposed To Do This? (low confidence) (slide)



Moses said, “I can’t speak very well. I never have been able to. How am I supposed to go speak to Pharaoh?” Moses wasn’t very confident in his abilities, so he tried to use that as an excuse not to obey God. God’s response to Moses is the same as it is to us, “I will be with you.” You don’t have to have a lot of confidence in yourself - just have confidence in God! But after all of these excuses, Moses comes down to the REAL truth...

Excuse #5 - Do I Have To? (disobedience) (slide)



Moses tells God, “Please send someone else.” In other words, “Do I have to do this? Can’t someone else do it?” When it came down to it, all of Moses’ excuses were really all because he just didn’t want to obey. God was NOT happy with this attitude. He told Moses, “Pick up your staff and GO! I will be with you!” God wasn’t impressed with Moses’ lack of obedience. And, He is never impressed when we start making excuses to make up for the fact that we just really don’t want to obey Him.

Instead of excuses, God wants obedience. Do you know what? No one has ever done anything big for God who settled for making excuses. Even Moses wised up and obeyed. You and I must do the same thing. Realize that if God called you to do something BIG for Him, He is not going to make you do it alone. He will be with you! If God is with you, then you can’t fail! So, let go of the excuses - and OBEY!

ALTAR RESPONSE: (play soft music)

Pray for the children who have been making excuses and struggling to obey God. Pray that they will drop their excuses, trust God, and fully obey Him. Remind them that God is always with them, just as He was with Moses.



Materials Needed:

“REWIND!” Lesson 4 Graphics; “REWIND!” Bumper Video

Preparation:

Play the “REWIND!” Bumper Video; Begin with the slide titled “REWIND!”; there is a slide for each question

1. Whatchagaddaknow today?

Answer: “I Won’t Make Excuses - I Will Obey!”

2. What was God speaking to Moses through?

Answer: A Burning Bush

3. Who did God want Moses to tell, “Let my people go!”?

Answer: Pharaoh

4. Did Moses immediately obey God?

Answer: No

5. What did Moses’ staff turn into?

Answer: A Snake

6. Moses’ first excuse was, “_____ Am I?”

Answer: Who

7. Moses’ second excuse was, “Who are _____?”

Answer: You

8. Moses’ third excuse was, “How Am I Supposed To _____?”

Answer: Do This

9. What was the real reason Moses was making excuses?

Answer: He Didn’t Want To Obey

10. Where was our Power Verse found?

Answer: Philippians 2:13

“Hey, God!” - Lesson 5

“Can I Really Be Free?”

Main Focus:

God can set you free from any sin or situation!



Power Verse:

“So if the Son sets you free, you are truly free.”

- John 8:36



Whatchagaddaknow:

“I Know God Can Set Me Free!”

LEADER'S INFO

God gave Moses a mission: go to Pharaoh and tell him to let God's people GO! For over 400 years, the Israelites had been slaves in Egypt. Pharaoh thought he was in charge—but when he said “no” to God, he found out just how wrong he was.

God sent powerful plagues to show that He was in control, not Pharaoh. Through it all, God protected His people. And in the end, God didn't just bring them out—He set them free in a big way. Pharaoh was strong, but God is stronger!

And guess what? The same thing is true for us. Sin tries to trap us and hold us like slaves, but it doesn't stand a chance against the power of God! When we follow Jesus, He sets us free—no chains, no guilt, no fear!

We're not alone, and we're not stuck. We are totally and completely FREE!



“The Spark” Intro Video

“What Does It Mean To Be Free?”



Whatchagaddaknow Video

Wiggy Pop teaches “Whatchagaddaknow”



Character Skit

“Curi Osity”



Offering Time



Game Time!

“Stickball”



Bible Story

“The Plagues Of Egypt”



Power Verse Video

“So if the Son sets you free, you are truly free.”

- John 8:36



Call To Action

“Can I Really Be Free?”



Rewind!

Review Game



Small Group Experience

Main Focus:

God can set you free from any sin or situation!



Power Verse:

“So if the Son sets you free, you are truly free.”

- John 8:36



Whatchagaddaknow:

“I Know God Can Set Me Free!”

Lesson 5 Materials Needed:

“The Spark” Intro Video

- “Lesson 5 - The Spark” Intro Video

Whatchagaddaknow Video

- “Whatchagaddaknow Teaching” Video
- “Whatchagaddaknow Trigger” Video

Character Skit

- “Curi Osity” Theme Graphic/Music

Offering Time

- “Offering Time” Bumper Video

Game Time!

- “Game Time!” Bumper Video
- “Stickball” Graphic
- Two Ping Pong Balls
- Two Pieces Of Bread
- Peanut Butter
- A Table

Bible Story

- “The Plagues Of Egypt” Graphics

Power Verse Video

- “Lesson 5 Power Verse” Video

Call To Action

- “Can I Really Be Free?” Graphics
- A Pair Of “Fake” Handcuffs
- A Volunteer

Rewind!

- “REWIND!” Bumper Video
- “REWIND!” Lesson 5 Graphics

Small Group Experience

- Bible Story Print Piece
- Crayons, Pencils, Or Markers
- Power Verse Print Piece
- Bean Bag
- Paper
- Bibles

“The Spark” Intro Video

“What Does It Mean To Be Free?”

Whatchagaddaknow Video

Wiggy Pop teaches “Whatchagaddaknow”

Character Skit

“Curi Osity”

Offering Time

Game Time!

“Stickball”

Bible Story

“The Plagues Of Egypt”

Power Verse Video

“So if the Son sets you free, you are truly free.”
- John 8:36

Call To Action

“Can I Really Be Free?”

Rewind!

Review Game

Small Group Experience



Introduction to “The Spark” Intro Video

Leader: Hey, kids! Welcome back to our awesome series called “Hey God!” We’ve been asking some big questions to God like,

“Do You have a plan for me?”

“Why are You taking so long?”

“Have You forgotten me?”

Let me ask you this—have you ever felt trapped? Like when your big brother has you pinned on the ground in his best “wrestling move” but he won’t stop sitting on you to let you up? Or when you’re stuck in your seat on a long car ride? Or maybe you found the most epic spot to hide during a game of “Hide and Seek.” The problem is...you had to squeeze yourself so tightly into the spot that you ended up stuck, not being able to move.

Feeling stuck or trapped is a horrible feeling. You wonder what it will take for you to be FREE! To help you know what I mean, let’s check out this video...

(play “The Spark - Intro Video Lesson 5”)

Leader: Sometimes, sin can make us feel like we’re stuck - like we’re in chains we can’t get out of. That’s how God’s people felt in Egypt. They were literally slaves—trapped. But God had a plan. He sent Moses to say, “Let my people GO!”

Today, you’re going to see how God showed His power through plagues and miracles. You are going to see how God set His people free. And the best part? That same powerful God can set YOU free from anything that’s trying to trap you!

We are going to learn all about that in our lesson, today. But, before we do that, we need to find out “Whatchagaddaknow.”

(play “Whatchagaddaknow” Teaching Video)



CHARACTER SKIT

Character: “Curi Osity” *(She is an amateur detective who is always on the hunt for her next case! She always carries a magnifying glass and notepad with her to uncover clues and put together the answers she so badly seeks to find.)*

Curi: *(Enters excitedly)* I’m on a mission to find freedom! Would you like to join me on my mission?

Leader: That’s a big mission, Curi! What has you interested in freedom?

Curi: *(Waving her magnifying glass)* Because my friend told me that God’s people in Egypt wanted to be free!

Leader: That’s right! They were in slavery, but God helped them and set them free.

Curi: *(Excitedly)* I don’t know how God did it, but I will find out!

Leader: You won’t have to search too hard!

Curi: Oh, really? Why is that? I love searching for answers!

Leader: Well, it’s in the Bible. God sent plagues to convince Pharaoh to set His people free.

Curi: *(Leaning in)* Plagues? Like the time I had to share my ice cream, and it melted all over my shoes? That was awful.

Leader: *(Chuckling)* Not quite! These plagues were way more awful than ice cream on your shoes! Instead of ice cream, imagine frogs and flies all over your shoes!

Curi: *(Gasping)* Frogs? I can barely handle one frog! EWWWWWW! I despise frogs! They give you warts! And they eat flies! GROSS! And they...

Leader: They what?

Curi: *(Loud whisper)* They could go to the bathroom ANYWHERE! You never know when you could step where a frog has been!

Leader: *(Laughing)* You would not have enjoyed being an Egyptian during the plagues then! Pharaoh thought he was powerful, but God was teaching him a lesson.

Curi *(Pondering)* So, God wanted Pharaoh to learn that He is the real leader?

(CONTINUED ON NEXT PAGE)



CHARACTER SKIT

(Continued)

Leader: Exactly! He wanted Pharaoh to understand that God’s people deserve to be free. Freedom was something they had been crying and begging God for for hundreds of years!

Curi: Like me! I want to be free to eat all the candy I want! And all the cotton candy I want! And all the ice cream I want!

Leader: But with great freedom comes great responsibility!

Curi: *(Confused)* Responsibility? Is that like having to clean up after my pet dinosaur?

Leader: More like understanding that freedom means making good choices.

Curi: *(Looking through her magnifying glass)* Okay, how do I make good choices?

Leader: Follow God’s lead and His plans, and you will make good choices! Do what His word says, and He won’t steer you wrong!

Curi: Wow! So, I just need to find God, then do what He says! Easy! Hmm... where should I look first? Should I go find some frogs? Some slimy... horrible... disgusting...

Leader: *(Laughing)* I don’t think you have to go find some frogs to find God, Curi! He is always with us. Just read His word, the Bible, and you will find Him!

Curi: *(Relieved)* Phew! So no frogs?

Leader: No frogs! But once you find God, you will find the freedom you’re looking for! God can set us free from anything – including your fear of frogs!

Curi: Then I’d better get going! *(Pointing the magnifying glass forward)* Freedom, here I come! I am Curi Osity... Keep asking questions and stay curious! BYE!

(EXITS WHILE THEME MUSIC PLAYS)



GAME TIME

“Stickball”

Items Needed For Game:

Two ping pong balls; two pieces of bread; peanut butter; a table

.....

Preparation:

Choose an equal number of players per team to play in this relay game. Spread some peanut butter on each of the pieces of bread and place them in the middle of the table.

.....

How To Play:

Each team is given one ping pong ball. They must stand at the end of the table (*opposite ends*) and take turns bouncing their ping pong ball down the table, attempting to “stick” their ball on one of the pieces of bread with peanut butter. The first team to stick their ball in the peanut butter will be declared the winning team!



Bible Story

“The Plagues Of Egypt”

Materials Needed:

The graphic slides for Lesson 5; begin with the slide that says “Bible Story”; follow the instructions below, changing the slides to follow along with the story (*as shown*)

Preparation:


Familiarize yourself with the story in Exodus 5-13; have your open Bible in your hands as you tell the story

The Story:

Today’s Bible Story is found in Exodus chapters 5-13. God told Moses to go speak to Pharaoh and tell him to let God’s people go. Even though Moses wasn’t confident in himself, he was confident in God! He went straight to Egypt and stood before Pharaoh (*show pic*) and said, “God says, ‘Let my people go!’”



Pharaoh was not impressed, so he refused. Moses decided to demonstrate God’s power to Pharaoh. He commanded his brother, Aaron, to throw his staff out of his hand (*show pic*) and it instantly became a snake. Pretty impressive, huh? Not to Pharaoh. He had his magicians do the same thing. They threw their staffs on the ground and their staffs became snakes. (*show pic*) But, Moses and Aaron’s snake began to swallow all of Pharaoh’s snakes. But, Pharaoh still refused to listen to Moses.



So, now it was time for God to really demonstrate His power to Pharaoh. God sent a series of terrible plagues upon Egypt. (*show pic*) First, Moses turned the Nile River to blood. (*show pic*) Then God sent a plague of frogs everywhere. (*show pic*) There was a plague of flies and gnats as well as dead cattle! (*show pic*) Terrible things kept happening in the land of Egypt. But the entire time all of the bad things were happening to Pharaoh and the Egyptians, none of the bad things happened to the Israelites. Isn’t that amazing? God was blessing and protecting His people. All the while, Pharaoh STILL refused to let God’s people go.



The final plague that God sent was the Angel of Death. (*show pic*) God told the Israelites to take the blood of lambs and brush it onto their door posts. That way, when the plague came to the land, the Angel would pass over each of the Israelites houses and leave them alone. But, all of the Egyptian houses did not have the lamb’s blood on them. So, in those houses the plague caused the firstborn sons to die. This included the firstborn son of Pharaoh. This finally got Pharaoh’s attention. (*show pic*) After his son died, Pharaoh called Moses in and told him, “Take your people and leave! You are FREE!”



Finally, after hundreds of years of slavery, God’s people were free to leave Egypt. God had blessed and protected His people through all of the terrible plagues, and now they were set FREE! In your lesson today, you are going to learn all about how God can bless, protect, and set you FREE from anything!



Call To Action

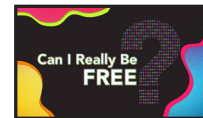
“Can I Really Be Free?”

Materials Needed:

The “Call To Action” graphics; a pair of “fake” handcuffs (*available at most toy stores*); a volunteer

Preparation:

Begin with the slide titled, “Can I Really Be Free?”



The Message: (*title slide*)

Today, we are asking the question, “Can I Really Be Free?” Freedom is something that the Israelites definitely needed. They had been slaves in the country of Egypt for hundreds of years. I need someone who can represent the Israelites for me today. (*choose a volunteer, bring them onstage, then place the handcuffs on them to illustrate them being in slavery*)

Being a slave is no fun at all. The Israelites had to do whatever Pharaoh wanted them to do. If he said, “Build me a pyramid!” That’s what they had to do! If he decided they wouldn’t eat for a week, then they didn’t eat for a week. The Israelites were not in charge of their own lives. As slaves, they had to do whatever Pharaoh said. That was not a fun life at all.

But, God didn’t want them to have to stay slaves. That’s why God sent Moses to tell Pharaoh to let God’s people go! Did Pharaoh listen? (*allow response*) No, he didn’t. So, God sent some terrible plagues upon the nation of Egypt. Now, what was cool about the plagues was that - even though the Israelites were in slavery - God protected them from all of the plagues. Even though all of the bad stuff happened to Egypt, nothing bad happened to the Israelites. Even when it was a plague of total darkness across the land of Egypt - over where the Israelites lived - there was lots of light, as usual. Isn’t that cool? That teaches us that when bad things are happening all around...



God Will Protect Me (*slide*)

God protects His people from harm. Over and over in the Bible we see how God protected His people, and He still does today. God can protect you from sickness, from danger, from whatever. Even while terrible things may be happening to other people all around you, God can protect you. In fact, you may not even realize all of the things God has protected you from every day. You don’t realize it, because you don’t even know about - the car that would’ve hit you, the animal that would have bitten you, or the bully that would’ve picked on you. You don’t know about them, because God protected you and kept them from happening. (*walk over to the volunteer in handcuffs and point*) Even while bad things are happening, God will protect me...and...

(CONTINUED ON NEXT PAGE)



Call To Action *(Continued)*

God Will Bless Me *(slide)*

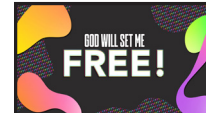


While the Egyptians endured the plagues, God’s people were living in the land of Goshen – where the plants survived, the animals grew strong, the weather was wonderful, and the sun was shining. Even while God was judging the Egyptians, God was blessing His people. Obedience leads to blessing. Because the Israelites obeyed and followed God, He blessed them big-time.

God will do the same thing for you. If you stay close to Him, follow Him, and obey Him, He will bless your life in a big way. Other people will see the blessings of God in your life and realize that there is something different about you. They will wonder, “How can they be so blessed?” You can tell them, “It’s because I belong to God. Give your life to God and you can be blessed, too!”

But, even more than protection and blessing, the Israelites needed to be set free from slavery. When God sent the final plague over Egypt, Pharaoh’s oldest son died. This was all it took to soften Pharaoh’s heart. *(walk over to the volunteer representing the Israelites)* He finally gave in and set the Israelites FREE! *(when you say, “FREE!”, flick the lever on the handcuffs and release the volunteer from the handcuffs)* Isn’t that awesome?

God Will Set Me Free *(slide)*



God’s plan for ALL of us is to be FREE! You may say, “Free? Why are we talking about being free? I am not a slave like the Israelites were.” Well, some people are slaves. Not slaves to Pharaoh, but slaves to sinful habits that keep them bound up. Sinful habits like lying, cheating, stealing, talking back to their parents, disobeying, cussing, and other things like that. God doesn’t want us to be slaves to sin. He wants to set us FREE! *(hold up the handcuffs)* God doesn’t want sin to have a hold on us.

Many of you are slaves to sin. You are not in control of your life - the sinful habit is in control. You may want to stop lying, but you can’t seem to stop. You don’t want to steal, but you still do. Sin can keep us locked up and enslaved just like the Israelites were. God wants to set us FREE just like He did the Israelites. Today, we are going to pray that God will break the chains of sinful habits in your life. “Can I Really Be Free?” With God’s help - you absolutely can!

ALTAR RESPONSE: *(play soft music)*

Pray for the children who have been battling sinful habits in their lives. Pray that God will set them FREE!



Materials Needed:

“REWIND!” Lesson 5 Graphics; “REWIND!” Bumper Video

Preparation:

Play the “REWIND!” Bumper Video; Begin with the slide titled “REWIND!”; there is a slide for each question

1. Whatchagaddaknow today?

Answer: “I Know God Can Set Me Free!”

2. What happened to Aaron’s staff when he threw it on the ground?

Answer: It Turned Into A Snake

3. What did Aaron’s snake do to the magicians’ snakes?

Answer: Swallowed Them

4. When the plagues came to Egypt, did the Israelites suffer?

Answer: No

5. What was the final plague that made Pharoah change his mind?

Answer: Death Of The Firstborn Son

6. Did Pharoah eventually let God’s people go free?

Answer: Yes

7. According to our lesson today, “God Will _____ Me.”

Answer: Protect

8. According to our lesson today, “God Will _____ Me.”

Answer: Bless

9. According to our lesson today, “God Will Set Me _____!”

Answer: Free

10. Where was our Power Verse found?

Answer: John 8:36

“Hey, God!” - Lesson 6

“Now What?”

Main Focus:

God will protect us from any spiritual attack!



Power Verse:

“The Lord himself will fight for you. Just stay calm.”

- Exodus 14:14



Whatchagaddaknow:

“When I’m Under Attack, God’s Got My Back!”

LEADER’S INFO

The Israelites were in slavery for over 400 years. It seemed as if they would never be out from under the control of Pharaoh. But, God worked a miracle and they were set FREE! Finally, no more worrying about Pharaoh and the Egyptians.

Wrong! Shortly after being released, the Israelites found themselves between the Red Sea and an oncoming Egyptian army led by that evil Pharaoh. Had God brought them all the way out into the wilderness just to die?

Sometimes we have those same thoughts. When we find ourselves in between a “rock and a hard place” we can begin to wonder if God has just brought us that far to give up on us. In today’s lesson, the children will learn all about what to do when you just feel like saying, “Now what?”



“The Spark” Intro Video

“Carlos Wonders What To Do”



Whatchagaddaknow Video

Wiggy Pop teaches “Whatchagaddaknow”



Character Skit

“Curi Osity”



Offering Time



Game Time!

“Still As A Statue”



Bible Story

“Crossing The Red Sea”



Power Verse Video

“The Lord himself will fight for you. Just stay calm.”

- Exodus 14:14



Call To Action

“Now What?”



Rewind!

Review Game



Small Group Experience

Main Focus:

God will protect us from any spiritual attack!



Power Verse:

“The Lord himself will fight for you.
Just stay calm.”

- Exodus 14:14



Whatchagaddaknow:

“When I’m Under Attack, God’s Got
My Back!”

Lesson 6 Materials Needed:

“The Spark” Intro Video

- “Lesson 6 - The Spark” Intro Video

Whatchagaddaknow Video

- “Whatchagaddaknow Teaching” Video
- “Whatchagaddaknow Trigger” Video

Character Skit

- “Curi Osity” Theme Graphic/Music

Offering Time

- “Offering Time” Bumper Video

Game Time!

- “Game Time!” Bumper Video
- “Still As A Statue” Graphic
- A Way To Play Music

Bible Story

- “Crossing The Red Sea” Graphics

Power Verse Video

- “Lesson 6 Power Verse” Video

Call To Action

- “Now What?” Graphics
- A Volunteer
- The Movie Clip Of Parting The Red Sea From “The Prince Of Egypt”
Or “The Bible” TV Mini-Series

Rewind!

- “REWIND!” Bumper Video
- “REWIND!” Lesson 6 Graphics

Small Group Experience

- Mad Lib Print Piece
- Pencil, Crayon, Or Marker
- Lots Of Paper
- Masking Tape

“The Spark” Intro Video

“Carlos Wonders What To Do”

Whatchagaddaknow Video

Wiggy Pop teaches “Whatchagaddaknow”

Character Skit

“Curi Osity”

Offering Time

Game Time!

“Still As A Statue”

Bible Story

“Crossing The Red Sea”

Power Verse Video

“The Lord himself will fight for you. Just stay calm.”

- Exodus 14:14

Call To Action

“Now What?”

Rewind!

Review Game

Small Group Experience



Introduction to “The Spark” Intro Video

Leader: Hey, kids! Welcome back to the FINAL lesson in our awesome series called “Hey God!” We’ve been asking some BIG questions to God while we learn from the life of Moses.

Have you ever been in a situation where you had no idea what to do next? Like when you get lost in the store and you can’t find your Mom? Or when your homework is due and your computer crashes? Or maybe your team is down by one point, there’s one second left on the clock, and YOU have the ball? You freeze and think: “NOW WHAT?!” (*Allow response*)

Well, sometimes we feel that way because we are completely surrounded by trouble. We look up at God and ask, “Now What?” To help you know what I mean, let’s check out this video...

(play “The Spark - Intro Video Lesson 6”)

Leader: When you feel like you’re surrounded by trouble on every side, it can be pretty scary. The Israelites definitely knew what that felt like in our Bible Story, today. You’re going to hear all about it. But let’s just say - God made a way where there was NO WAY.

You see, when we feel surrounded, stuck, and scared, God doesn’t panic—He performs a miracle!

We are going to learn all about that in our lesson, today. But, before we do that, we need to find out “Whatchagaddaknow.”

(play “Whatchagaddaknow” Teaching Video)



CHARACTER SKIT

Character: “Curi Osity” *(She is an amateur detective who is always on the hunt for her next case! She always carries a magnifying glass and notepad with her to uncover clues and put together the answers she so badly seeks to find.)*

Curi: *(Enters frantically)* Ok, everyone, I need your help!

Leader: What's wrong, Curi?

Curi: I've been under attack! *(Hides behind something)*

Leader: Attack? What? From where? Who? Why? Come out here and stop hiding. *(She comes out)* Now what's this all about?

Curi: Many people say I'm just too... too curious! They say I need to calm down and do something else.

Leader: Listen, curiosity is good! It's your superpower!

Curi: *(Sighing)* But superpowers can get you in trouble! They call me “Curious Curi” and make fun of me. Now I feel like I'm on a secret mission all alone!

Leader: You're definitely not alone! Who do you think is always near when you feel under pressure?

Curi: *(Thinking)* Hmm... my magnifying glass? It helps me find everything!

Leader: *(Laughing)* While that helps you, God has your back even more than your magnifying glass!

Curi: Really? You mean He's holding my back? I don't feel Him.

Leader: *(Smiling)* No, I mean He's always with you, even when times get tough. Just look for the signs!

Curi: *(Holding up her magnifying glass to her eye)* So, God is like my detective partner?

Leader: Absolutely! He will guide you through any tricky situation!

Curi: *(Thoughtfully)* But what if I feel trapped, like a hamster in a hamster ball?

Leader: *(Playfully)* Then you need to stop running in circles! Trust God to help you find the door!

(CONTINUED ON NEXT PAGE)



CHARACTER SKIT

(Continued)

Curi: Right! I need to be calm, cool, and collected! Remember who you are, Curi! Remember your mission!

Leader: Now you're getting the hang of it! Sometimes, staying calm means taking a deep breath and trusting God's plan.

Curi: *(Taking a HUGE breath)* Inhale... Exhale... I can almost smell the adventure! *(Coughing)* But I think I just swallowed a fly!

Leader: *(Smiling)* Uh oh... your curiosity will lead to victories! Remember, God has a way of turning things around for the good! Actually, He is an expert in that field. In fact, He's an expert in everything!

Curi: *(Raising her magnifying glass triumphantly)* So, if I trust God, he'll help me turn the “Curious Curi” attacks into my biggest successes?

Leader: Yes! You're like a detective on a mission, solving mysteries along the way! You are on a mission from God!

Curi: *(With determination)* WOW! I don't know how I'll do it, but I will find out!

Leader: *(Smiling)* And I'll be right here cheering you on. You've got this!

Curi: *(Pumping her fist in the air)* Curious Curi is back in action! Bye everyone! STAY CURIOUS!

(EXITS WHILE THEME MUSIC PLAYS)



GAME TIME

“Still As A Statue”

Items Needed For Game:

A way to play music

.....

Preparation:


Choose an equal number of boys and girls to play this game (*or play with the whole group if you have enough time!*). Have a song ready to play and a way to stop and start the music as the game plays.

.....

How To Play:

Have all players stand. This game is played like musical chairs, but instead of finding a seat when the music stops, players must freeze like a statue! While the music is playing, kids can either move freely or stand normally. As soon as the music stops, they must strike a pose and freeze. Anyone who twitches, moves, or loses their pose is out and must sit down. The last player remaining is the winner!

To speed up the game, make the frozen poses last longer or play shorter music bursts. To make it last longer, add more players or play multiple rounds.



Bible Story

“Crossing The Red Sea”

Materials Needed:

The graphic slides for Lesson 6; begin with the slide that says “Bible Story”; follow the instructions below, changing the slides to follow along with the story (*as shown*)

Preparation:

Familiarize yourself with the story in Exodus 14; have your open Bible in your hands as you tell the story

The Story:

Today’s Bible Story is found in Exodus chapter 14. When we last left the Israelites, they had been set free from slavery in Egypt by the evil Pharaoh. God had sent many plagues to Egypt, ultimately convincing Pharaoh to allow the Israelites to go free.



Do you think Pharaoh stuck with that plan? Not at all. Not long after the Israelites left Egypt, Pharaoh began to realize that he had no one to do all of his work for him. (*show pic*) Pharaoh told his soldiers, “I will go and make the Israelites return to Egypt.” He got in his chariot and took the entire Egyptian army with him to go after the Israelites.



Meanwhile, Moses and the Israelites found themselves in a bad spot. They had been traveling out of Egypt and suddenly (*show pic*) found themselves in front of the Red Sea. They had no boats, so they couldn’t cross. They were stuck. Suddenly, they turned around and saw Pharaoh and his army. They were coming to get the Israelites. Now, the Israelites found themselves stuck between Pharaoh’s army on one side and the Red Sea on the other side. (*show pic*)



Moses knew they needed a miracle. He told the Israelites, “The Lord himself will fight for you. Just stay calm.” Then, Moses raised his staff in his arms toward the Red Sea and began to pray. (*show pic*) Suddenly, God sent a strong wind that began to blow and push the water until it formed a wall on either side with dry land in the middle.



God sent a giant cloud to block the Israelites from the sight of the Egyptians. While Pharaoh and his army couldn’t see what was going on, (*show pic*) the entire nation of Israel walked across the Red Sea on dry land. They made it all the way to the other side. Once they were on the other side, God lifted the cloud. Pharaoh’s army began crossing after them, but when they got in the middle of the sea...God stopped holding the waters back. The water came crashing down on Pharaoh’s army, (*show pic*) and every single soldier drowned in the sea that day.



The Israelites were safe! Moses led them in a song of celebration to God! (*show pic*) They thought they were doomed, but God showed them that He was able to do amazing things - even when it seemed impossible. In your lesson, today, you are going to learn that God can do a miracle even when you are surrounded by trouble!



Call To Action

“Now What?”

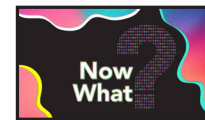
Materials Needed:

The “Call To Action” graphics; a volunteer; the movie clip of parting the Red Sea from either “The Prince Of Egypt” or “The Bible” TV mini-series (*there are also clips available on Youtube from these films*)

Preparation:

Begin with the slide titled, “Now What?”

The Message: *(title slide)*



Have you ever felt under attack? Maybe you didn’t have an army coming against you like the Israelites. Perhaps it was sickness in your family, a bully at school, people talking bad about you, and other things like that. We all face attacks from time to time.

The Israelites had left Egypt because Pharaoh had set them free. But, that didn’t mean they were free from attacks. It was tough out there in the wilderness. They weren’t gone very long before Pharaoh changed his mind and came after them. They found themselves with the Red Sea on one side and Pharaoh and his army on the other. It was a scary place to be.

The Israelites asked Moses, “Have you led us out here to die?” They seemed to forget that God was on their side. Sometimes we forget that, too. We must remember...

When I Feel Trapped, God Will Help Me! *(slide)*



When we are under attack and feel totally surrounded by problems, it is easy to think that God is not there. But, God is always there with us, no matter how alone we feel. We may not always “feel” Him there with us, but He is still there. (*choose a volunteer from the audience; have them stand in front of you facing the audience; position yourself right behind them*) It’s just like this person. I am here behind them. Do they see me? No, they can’t see me because they are looking straight ahead. Can they “feel” me? No, they can’t really “feel” me standing here. But, just because they can’t see me or feel me here with them, does that change the fact that I am right here? No, it sure doesn’t.

Sometimes we can’t “feel” God’s presence with us because we are so focused on the attack. But just because we can’t see or “feel” God with us doesn’t change the fact that He IS there with us. We may feel alone, but we are never alone because God will “never leave us and will never forsake us.” (*allow your volunteer to sit down*)

(CONTINUED ON NEXT PAGE)



Call To Action *(Continued)*

Even though we may find ourselves surrounded by trouble and in a big battle...

God Turns Big Battles Into Big Wins! *(slide)*



You must remember that there is no way to have a **VICTORY** in your life if you never face an attack. Attacks are guaranteed to happen if you are a Christian. Jesus said in John 16:33, “Here on earth you will have many trials and sorrows. But take heart, because I have overcome the world..” That means that there **WILL** be attacks, but God will win the fight for you!

Don’t complain about the attacks in your life. Instead, look at them as opportunities for God to show His power! He is going to win the victory for you and then **HE** will receive the credit! Moses told the Israelites, “The Lord Himself will fight for you. Just stay calm.” It’s hard to stay calm when you are facing an Egyptian army on one side and a giant sea on the other side, isn’t it? It seemed like getting out of this attack was going to be impossible, right? But, one thing we must remember...

Nothing Is Impossible For God! *(slide)*



With God, **NOTHING** is impossible. Even when you are in the worst situation and you feel there is no way out, just call on God and He will do the impossible. The Israelites felt trapped. They must have thought, “The Egyptians on one side, the Red Sea on the other, **NOW WHAT?**” God did a miracle. It might have looked something like this. *(play the movie clip of Moses parting the Red Sea all the way to the part that Pharaoh’s army drowns - if you feel that is not too intense for your kids)*

Nothing is impossible for God! He can do anything! When you feel surrounded by problems and attacked on every side, put your trust in God. Remember, “The Lord Himself will fight for you. Just stay calm.”

ALTAR RESPONSE: *(play soft music)*

Pray for the children who feel like they are under attack. Pray that God will give them peace and the ability to trust in Him to win the battle!

**Materials Needed:**

“REWIND!” Lesson 6 Graphics; “REWIND!” Bumper Video

Preparation:

Play the “REWIND!” Bumper Video; Begin with the slide titled “REWIND!”; there is a slide for each question

1. Whatchagaddaknow today?

Answer: “When I’m Under Attack, God’s Got My Back!”

2. What did Pharaoh decide to do about the Israelites once the left?

Answer: Go Get Them

3. The Israelites found themselves with Pharaoh’s army on one side and _____ on the other.

Answer: Red Sea

4. What did God do to make a way for the Israelites?

Answer: Parted The Waters

5. The Israelites were able to cross the Red Sea on _____.

Answer: Dry Land

6. According to our lesson today, “When I Feel _____, God Will Help Me.”

Answer: Trapped

7. According to our lesson today, “God Turns Big Battles Into Big _____.”

Answer: Wins

8. According to our lesson today, “_____ Is Impossible For God.”

Answer: Nothing

9. Is it possible to just stay calm when we are under attack?

Answer: Yes

10. Where was our Power Verse found?

Answer: Exodus 14:14